




Furos Oblongos




1,2 x 25mm - Alternada lateral
ec = 3,5mm EC = 29mm AA 29%




1,9 x 12,5mm - Alternada terminal
ec = 4mm EC = 14mm AA 41%




2 x 10mm - Alternada lateral
ec = 4mm EC = 12mm AA 40%



4,8 x 19mm - Alternada lateral
ec = 9mm EC = 23mm AA 44%

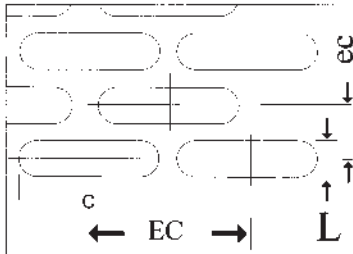


5 x 12,7mm - Alternada lateral
ec = 10mm EC = 19mm AA 33%

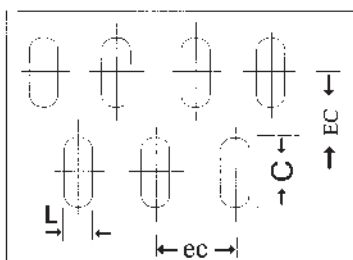


8 x 38mm - Alternada lateral
ec = 14mm EC = 44mm AA 47%

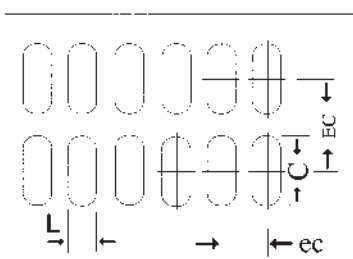
Disposição dos Furos:



Alternada Lateral
Longitudinal

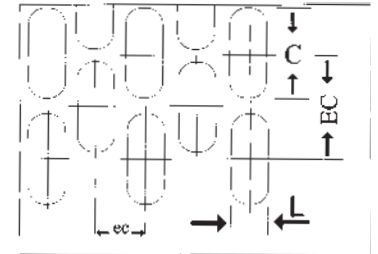


Alternada Terminal
Transversal

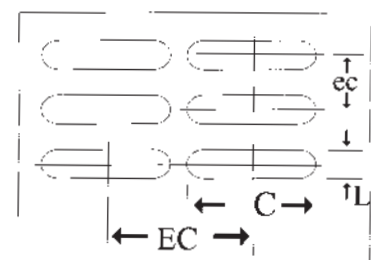


Reta Transversal

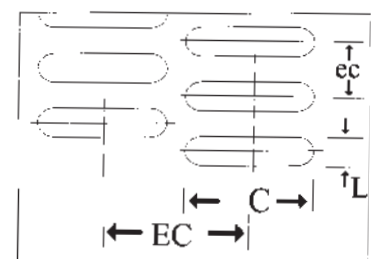
Tabela Padrão					
Dimensões dos furos		Distância entre centros dos furos		Área Aberta	Disposições dos furos
L	C	ec	EC	%	
2	10	4	12	40	Alt.
2	20	4,5	23	38	Alt.
2	25	5	33	30	Alt.
3	10	6,7	14	30	Alt.
3,17	16	8	21	29	Alt.
4	20	7,7	24	41	Alt.
4,8	9,5	9,6	14	30	Alt.
4,8	22,2	9,5	32	35	Alt.
6	20	12	26	36	Alt.
6	30	12,3	38	37	Alt.
6,35	25,4	12	31	41	Alt.
8	25,4	15	32	39	Alt.



Alternada Lateral
Transversal



Reta Longitudinal



Alternada Terminal
Longitudinal

Legenda	
C	Comprimento do furo
L	Largura do Furo
ec	Distância entre centros de Furos - Lateral
EC	Distância entre centros de Furos - Terminal